

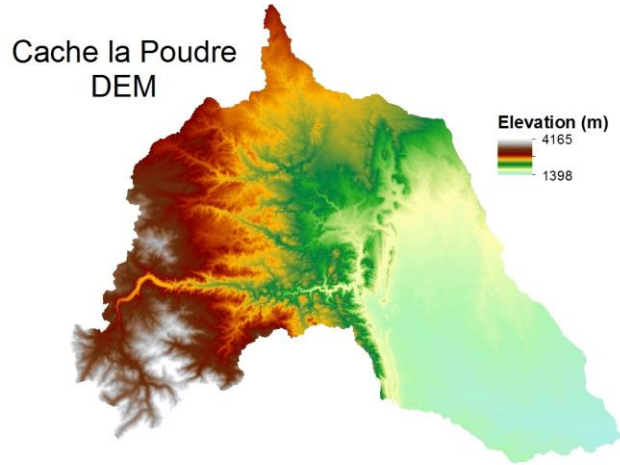
Lab 3
Wolf habitat in the Poudre
Watershed

Wolf habitat in the Poudre Watershed

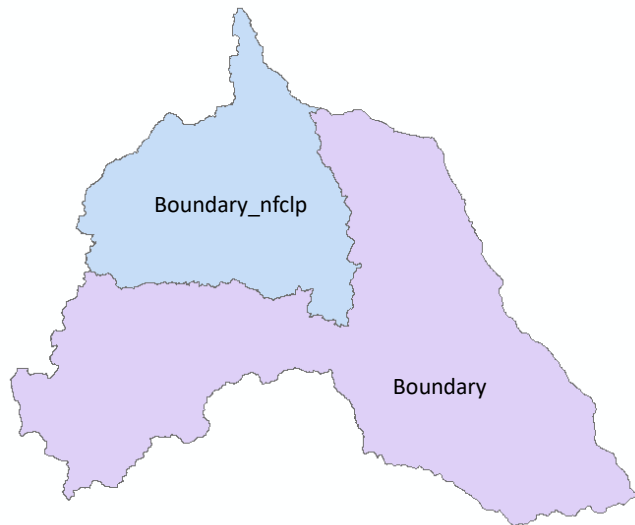


Wolf pack

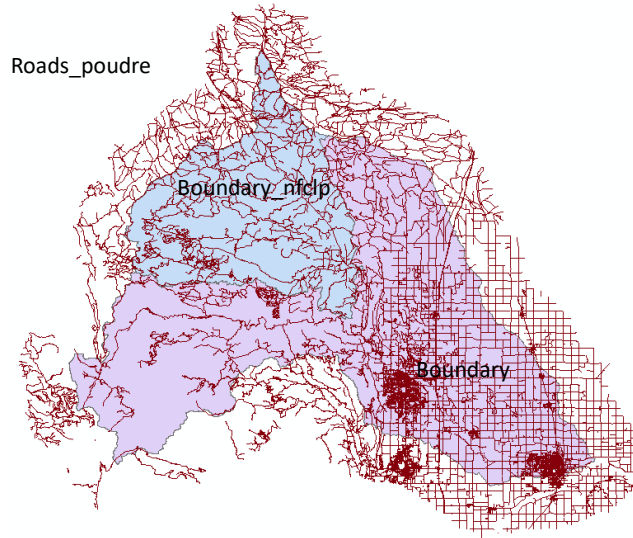
Poudre watershed



Poudre watershed



Poudre watershed



Identify Wolf habitat

- Studies on wolves have revealed an ecological threshold regarding road densities.
- These studies report an approximate road density threshold of 0.5 km/km^2 for long-term persistence of wolves.
- More recent research in Wisconsin suggests that areas that have road densities up to 0.7 km/km^2 have been found to have a 50% chance or better of being settled by a wolf pack.
- **For this lab we'll use this figure of 0.7 km/km^2 for identifying possible wolf habitat.**

Processing

