

**UNIT 1: HELLO EVERYBODY! (3 periods)**

**STARTER:** - Say your names.

I'm Ali.

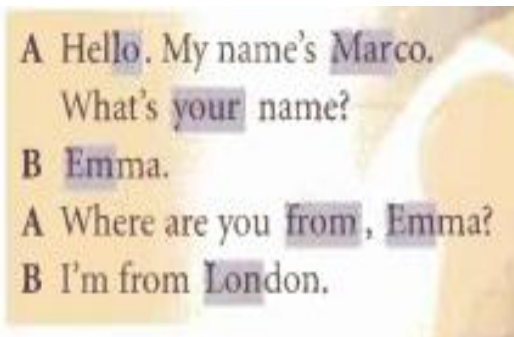
I'm Thomas.

- Stand up in alphabetical order and say your names.

**INTRODUCTIONS: (Pages 6,7)**

*Am /is / are, my/ your*

**1. T 1.1 Read and listen. Then listen and repeat. (page 6)**



*Grammar spot*

name's = name is

what's = what is

I'm = I am

**GRAMMAR SPOT:**

**To Be:** am/is/are.

*Positive sentence:*

(+)	<b>S + Be + C</b>
-----	-------------------

Ex: I am a student.

He is a teacher.

They are doctors.

Notes:

I'm = I am

He's = He is

She's = She is

It's = It is

We're = We are

You're = You are

They're = They are

**Personal pronouns.**

<i>Person</i> <i>Number</i>	1	2	3
<i>Singular</i>	I	You	She, He, It
<i>Plural</i>	We	You	They

Ex: I'm Jim.

You are a worker.

He is a tennis player.

She is Laura.

It is a pen.

**2. Write the conversation.** (page 6)

Answers:

A: Hello. My .....name's ..... Lisa. What's ..... your..... name?

B: Mike.

A: .....Where..... are you from, Emma?

B: .....I'm..... from Boston. Where .....are..... you from?

A: .....I'm.....from..... Boston, too.

**T 1.2. Listen and check.**

**3. Stand up! Talk to the students in the class.**

Hello! My name's .....

What's your name?

Maria.

Where are you from, Maria?

I'm from .....

**4. Where are the people from? Write the countries in the box.**

*The USA    England    Italy*

Answers:

1. This is Marco. He's from ..... *Italy*.....
2. This is Emma. She's from .....*England*.....
3. This is Lisa and Mike. They're from .....*The USA*.....

**T1.3. Listen and repeat.**

**COUNTRIES, HIS/ HER (page 8):**

**5. T1.4. Listen and repeat.**

	••	••	•••	••••
The USA	England	Brazil	Italy	Australia

France	Poland	Japan	Hungary	
Spain	Russia		Mexico	
			Germany	

**6. Where are the people from? Write the countries from exercise 5.**

- Answers:
1. This is Danka. She's from Poland.
  2. This is Jason. He's from Australia.
  3. This is Akiko and Miho. They're from Japan.
  4. This is Rosa. She's from...Spain.....
  5. This is Tiago. He's from...Brazil.....
  6. This is Svetlana. She's from...Russia.....
  7. This is Luc and Dominique. They're from ...France.....
  8. This is Henning. He's from.....Germany.....
  9. This is Zoli and Kristof. They're from...Hungary.....

**7. Ask and answer questions about the people. Use *she/her* and *he/his*.**

*Possessive adjectives.*

- |            |              |
|------------|--------------|
| I – My     | He – His     |
| You – Your | She – Her    |
| It – Its   | You – Your   |
| We – Our   | They – Their |

- Ex:
- He is Michael. His name is Michael.
- We are teachers. This is our house.
- They are waiters. Their house is over there.
- Her name is Mary.
- My name is Tom.

What's her name? Danka.	What's his name? Jason.
Where's she from? Poland.	Where's he from? Australia.

**TALKING ABOUT YOU: (page 9)**

**1. Ask and answer questions with a partner about the students in your class.**

What's his name?  
Where's he from?

Ex:           What's his name? - He's Peter. (His name's Peter).  
              Where's he from? He's from Thailand.

**2. Ask the students to introduce their partners to the class.**

This is Kurt. He's from Hamburg in Germany.

This is Hoa. She's from Dongnai in Vietnam.

**LISTENING AND PRONUNCIATION: (page 9)**

**3. T1.5. Listen and tick (✓) the sentences you hear.**

1. She's from Spain.  
   He's from Spain. (✓)
2. What's her name? (✓)

What's his name?

3. They're from Japan. (✓)

They're in Japan.

4. Where's she from? (✓)

Where's he from?

5. He's a teacher in Italy. (✓)

His teacher's in Italy.

**CHECK IT: (page 9)**

**4. Complete the sentences with *am, is, are, his, her, or your*.**

Answers:

1. My name .....is..... Emma.

2. Where .....are..... you from Emma?

3. I .....am..... from Italy.

4. What's .....is..... your name? ' My name's Daniella.'

5. Lisa and Mike .....are.....from Boston.

6. This is my teacher. ....His..... name's Richard.

7. Where .....is..... he from?

8. This is my sister. ....Her..... name's Miho.

**READING AND WRITING: (page 9)**

**5. T1.6. Listen and read about Svetlana.**

My name's Svetlana Mariskova and I'm a teacher.  
I'm 30. I'm married and I have two children. I live in  
a flat in Moscow. I want to learn English for my job.

**6. Complete the text about Tiago.**

My name's Tiago Costa and I'm a student. I \_\_\_\_\_ 18.  
I'm not married. I have one \_\_\_\_\_ and two brothers.  
I \_\_\_\_\_ in a house in Fortaleza, Brazil. I \_\_\_\_\_ to  
learn English because it's an international \_\_\_\_\_.

**T1.7. Listen and check.**

Answers: 1. am 2. sister 3. live 4. want 5. language

**7. Write about you. Then read it to the class.**

Ex: My name's Tuan and I am a student. I am 20 years old. I live in TrangBom town. I am single .....

**VOCABULARY AND PRONOUNCIATION: (page 10)**

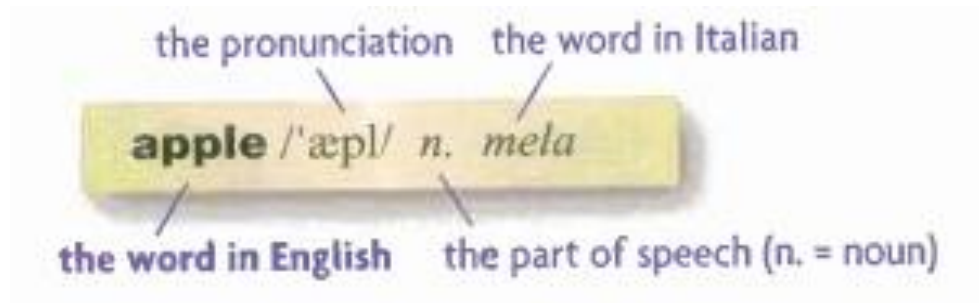
**Everyday objects.**

**1. Listen to the alphabet song. Say the alphabet as a class.**

*A, B, C, D, E, F, G, H, I, J, K, L, M, N, O,  
P, Q, R, S, T, U, V, W, X, Y, Z.*

<i>A H J K</i>	<i>B C D E G P T V</i>	<i>I Y</i>	<i>R</i>	<i>F L M N S X</i>	<i>O</i>	<i>Q U W</i>
	<i>Z (Am..E)</i>			<i>Z (Br.E)</i>		

2. Look at this extract from an English/Italian dictionary.

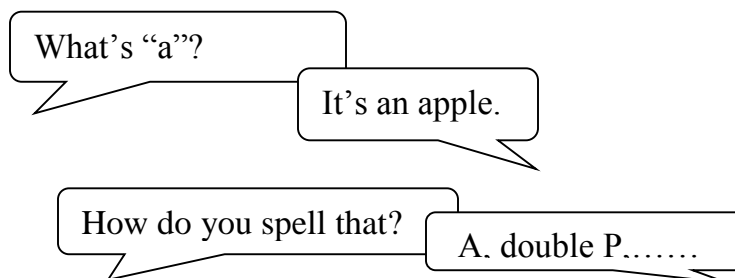


3. Match the words and pictures.

**T1.9. Listen and repeat.**

	• •	• • •	• • •
a stamp	an apple	a dictionary	a magazine
a bag	an orange	a newspaper	
a key	a camera		
a watch	a ticket		
	a postcard		
	a mobile		

4. Ask and answer questions with a partner. (Look at the pictures on page 10)



5. Look at the words. When is it *a*? When is it *an*?



A – stands before consonants.

AN – stands before vowels (u,e,o,a,i).

Ex: a bag, a ticket, a mobile, a boy, a girl, a book, a church, a box, a dish.

an apple, an orange, an English newspaper, an egg, an umbrella, an ice-cream.

Note: We base on the phonetic spelling of a word to choose “a” or “an” for it.

- When we pronounce “u” /ju:/, we use “a”. Ex: a university.

- When “h” is silent, we use “an”. Ex: an hour.

## 6. Look at the plural words:

two stamps                  two apple                  two dictionaries

Say the plurals of the other words in exercise 3.

Note:

- Most nouns add **-s** in the plural.

stamps, keys, cameras, tickets, boards ,newspapers, pens....

- If the noun ends in **-ch, -x, -sh, -s, or -ss**, add **-es**.

dress - dresses, bus - buses, class - classes , wish - wishes, match - matches...

- If the noun ends in a consonant + **-o**, add **-es**.

tomato – tomato**ES**, potato - potato**ES**, ...

**Note:** photo - photo**S**

- But if the noun ends in a vowel + **-o**, add **-s**.

radio – radios

- If the noun ends in a consonant + **-y**, the **-y** changes to **-ies**.

baby - babies country - countries, party - parties, lady - ladies...

- But if the noun ends in a vowel + **-y**, the **-y** doesn't change.

toy – toys, key - keys, monkey – monkeys, day - days, ...

- Some nouns are irregular.

foot - feet, child - children, person - people, woman - women, man - men, ...

**EVERYDAY ENGLISH: (page 11)**

**Hello and goodbye.**

**1. Say the numbers 1-20 round the class.**

- |             |               |              |              |             |
|-------------|---------------|--------------|--------------|-------------|
| 1. one      | 2. two        | 3. three     | 4. four      | 5. five     |
| 6. six      | 7. seven      | 8. eight     | 9. nine      | 10. ten     |
| 11. eleven  | 12. twelve    | 13. thirteen | 14. fourteen | 15. fifteen |
| 16. sixteen | 17. seventeen | 18. eighteen | 19. nineteen | 20. twenty  |

**2. T1.10. Read and listen to the telephone numbers.**

682 947                      six eight two – nine four seven

07700 900318              ‘oh’ double seven double ‘oh’ – nine double ‘oh’ three one eight.

00 1 212 799 7050      double ‘oh’-one - two one two - seven double nine - seven ‘oh’ five ‘oh’.

**3. T1.11. Listen and write the numbers you hear. Practise them.**

- 1 My brother has four children.
- 2 I have 10 stamps in my bag.
- 3 Hello, extension 4177.
- 4 I live at number 19.
- 5 Goodbye. See you at five.
- 6 Hello. 01913 786 499?

**4. Ask and answer the question with other students. Write a list.**

What's your phone number, Mike?

My mobile's 07726 751180.

My home number's 0163277944

Thank you very much.

**5. Listen to the conversations. Write them in the correct order.**

**T1.12. Listen again and check.**

Answers:

1.     A: Hello, Lisa Jefferson.  
       B: Hello, Lisa. It's Mike.  
       A: Mike! How are you?  
       B: I'm fine, thank you. And you?  
       A: I'm Ok, thanks.
  
2.     A: Bye, Marco! Have a good night!  
       B: Thanks, and you. See you later!  
       A: Yes, at 7.00 at the cinema.
  
3.     A: Hello, 270899.  
       B: Hi, Alice! It's me, Charles. How are you?  
       A: Not bad, thanks. And you?  
       B: Very well. How are the children?  
       A: They're fine.

**6. Practise the conversations with other students. Then practise again using your names and numbers.**